

112 年特種考試地方政府公務人員考試試題

代號：43660
頁次：10-1

等 別：四等考試
類 科：交通技術
科 目：交通統計概要
考試時間：1 小時 30 分

座號：_____

※注意：(一)可以使用電子計算器。

(二)不必抄題，作答時請將試題題號及答案依照順序寫在試卷上，於本試題上作答者，不予計分。

(三)本科目除專門名詞或數理公式外，應使用本國文字作答。

一、假設某旅次鏈的統計資料如下：

運具	平均旅行時間 (分鐘)	標準差 (分鐘)
步行	7	2
開車	45	6
公車	15	3

請問此旅次的總旅行時間之期望值及標準差為何？(20 分)

二、假設某縣市民眾通勤調查結果顯示，民眾每日平均通勤距離為 8.24 公里，每人平均通勤距離的標準差為 3.9 公里。(所需統計表請見附件)
(每小題 10 分，共 20 分)

(一)試解釋何謂「抽樣分配」，以及何謂「中央極限定理」？

(二)若隨機抽取 225 位民眾為一組樣本，其平均通勤距離介於 7.5 – 8.5 公里間的機率為何？

三、試解釋何謂「普查資料」？何謂「抽樣資料」？這兩種資料各有何優缺點？(20 分)

四、根據捷運公司所統計，每人每天刷卡進捷運站搭乘捷運之次數分配機率如下表所示。試問每人每天搭乘捷運之平均次數及標準差為何？每人每天搭乘捷運次數在平均加減兩倍標準差之範圍內之機率為何？(20 分)

每人每天搭乘捷運次數	0	1	2	3	4	5
機率	0.28	0.37	0.17	0.12	0.05	0.01

五、假設行車過程途中會遇到危險事件的機率為 10%，因此近來許多車輛紛紛配備先進車輛防碰撞系統（ADAS）以期能在駕駛遇到危險事件前警示駕駛人。然而，ADAS 的偵測及運算效能仍未臻完美，因此偶有誤報或漏報之情況。以下為某 ADAS 之準確性統計表。試問該 ADAS 的漏報機率（發生危險事件，但 ADAS 卻未發出警示），以及誤報機率（未發生危險事件，但 ADAS 卻發出警示）分別為何？（20 分）

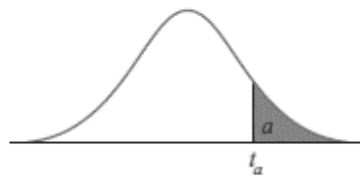
	ADAS 即時發出警示 (P)	ADAS 未發出警示 (N)
發生危險事件 (D)	0.08	0.02
未發生危險事件 (D^c)	0.05	0.85

附件



Areas under the Normal Curve

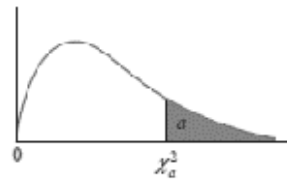
z	.00	.01	.02	.03	.04	.05	.06	.07	.08	.09
-3.4	.0003	.0003	.0003	.0003	.0003	.0003	.0003	.0003	.0003	.0002
-3.3	.0005	.0005	.0005	.0004	.0004	.0004	.0004	.0004	.0004	.0003
-3.2	.0007	.0007	.0006	.0006	.0006	.0006	.0006	.0005	.0005	.0005
-3.1	.0010	.0009	.0009	.0009	.0008	.0008	.0008	.0008	.0007	.0007
-3.0	.0013	.0013	.0013	.0012	.0012	.0011	.0011	.0011	.0010	.0010
-2.9	.0019	.0018	.0017	.0017	.0016	.0016	.0015	.0015	.0014	.0014
-2.8	.0026	.0025	.0024	.0023	.0023	.0022	.0021	.0021	.0020	.0019
-2.7	.0035	.0034	.0033	.0032	.0031	.0030	.0029	.0028	.0027	.0026
-2.6	.0047	.0045	.0044	.0043	.0041	.0040	.0039	.0038	.0037	.0036
-2.5	.0062	.0060	.0059	.0057	.0055	.0054	.0052	.0051	.0049	.0048
-2.4	.0082	.0080	.0078	.0075	.0073	.0071	.0069	.0068	.0066	.0064
-2.3	.0107	.0104	.0102	.0099	.0096	.0094	.0091	.0089	.0087	.0084
-2.2	.0139	.0136	.0132	.0129	.0125	.0122	.0119	.0116	.0113	.0110
-2.1	.0179	.0174	.0170	.0166	.0162	.0158	.0154	.0150	.0146	.0143
-2.0	.0228	.0222	.0217	.0212	.0207	.0202	.0197	.0192	.0188	.0183
-1.9	.0287	.0281	.0274	.0268	.0262	.0256	.0250	.0244	.0239	.0233
-1.8	.0359	.0351	.0344	.0336	.0329	.0322	.0314	.0307	.0301	.0294
-1.7	.0446	.0436	.0427	.0418	.0409	.0401	.0392	.0384	.0375	.0367
-1.6	.0548	.0537	.0526	.0516	.0505	.0495	.0485	.0475	.0465	.0455
-1.5	.0668	.0655	.0643	.0630	.0618	.0606	.0594	.0582	.0571	.0559
-1.4	.0808	.0793	.0778	.0764	.0749	.0735	.0722	.0708	.0694	.0681
-1.3	.0968	.0951	.0934	.0918	.0901	.0885	.0869	.0853	.0838	.0823
-1.2	.1151	.1131	.1112	.1093	.1075	.1056	.1038	.1020	.1003	.0985
-1.1	.1357	.1335	.1314	.1292	.1271	.1251	.1230	.1210	.1190	.1170
-1.0	.1587	.1562	.1539	.1515	.1492	.1469	.1446	.1423	.1401	.1379
-0.9	.1841	.1814	.1788	.1762	.1736	.1711	.1685	.1660	.1635	.1611
-0.8	.2119	.2090	.2061	.2033	.2005	.1977	.1949	.1922	.1894	.1867
-0.7	.2420	.2389	.2358	.2327	.2296	.2266	.2236	.2206	.2177	.2148
-0.6	.2743	.2709	.2676	.2643	.2611	.2578	.2546	.2514	.2483	.2451
-0.5	.3085	.3050	.3015	.2981	.2946	.2912	.2877	.2843	.2810	.2776
-0.4	.3446	.3409	.3372	.3336	.3300	.3264	.3228	.3192	.3156	.3121
-0.3	.3821	.3783	.3745	.3707	.3669	.3632	.3594	.3557	.3520	.3483
-0.2	.4207	.4168	.4129	.4090	.4052	.4013	.3974	.3936	.3897	.3859
-0.1	.4602	.4562	.4522	.4483	.4443	.4404	.4364	.4325	.4286	.4247
-0.0	.5000	.4960	.4920	.4880	.4840	.4801	.4761	.4721	.4681	.4641



**Critical Values
of t**

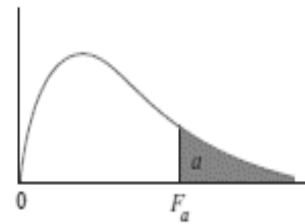
<i>df</i>	$t_{.100}$	$t_{.050}$	$t_{.025}$	$t_{.010}$	$t_{.005}$	<i>df</i>
1	3.078	6.314	12.706	31.821	63.657	1
2	1.886	2.920	4.303	6.965	9.925	2
3	1.638	2.353	3.182	4.541	5.841	3
4	1.533	2.132	2.776	3.747	4.604	4
5	1.476	2.015	2.571	3.365	4.032	5
6	1.440	1.943	2.447	3.143	3.707	6
7	1.415	1.895	2.365	2.998	3.499	7
8	1.397	1.860	2.306	2.896	3.355	8
9	1.383	1.833	2.262	2.821	3.250	9
10	1.372	1.812	2.228	2.764	3.169	10
11	1.363	1.796	2.201	2.718	3.106	11
12	1.356	1.782	2.179	2.681	3.055	12
13	1.350	1.771	2.160	2.650	3.012	13
14	1.345	1.761	2.145	2.624	2.977	14
15	1.341	1.753	2.131	2.602	2.947	15
16	1.337	1.746	2.120	2.583	2.921	16
17	1.333	1.740	2.110	2.567	2.898	17
18	1.330	1.734	2.101	2.552	2.878	18
19	1.328	1.729	2.093	2.539	2.861	19
20	1.325	1.725	2.086	2.528	2.845	20
21	1.323	1.721	2.080	2.518	2.831	21
22	1.321	1.717	2.074	2.508	2.819	22
23	1.319	1.714	2.069	2.500	2.807	23
24	1.318	1.711	2.064	2.492	2.797	24
25	1.316	1.708	2.060	2.485	2.787	25
26	1.315	1.706	2.056	2.479	2.779	26
27	1.314	1.703	2.052	2.473	2.771	27
28	1.313	1.701	2.048	2.467	2.763	28
29	1.311	1.699	2.045	2.462	2.756	29
∞	1.282	1.645	1.960	2.326	2.576	∞

SOURCE: From "Table of Percentage Points of the *t*-Distribution," *Biometrika* 32 (1941):300. Reproduced by permission of the *Biometrika* Trustees.



Critical Values of Chi-Square	$\chi^2_{.100}$	$\chi^2_{.050}$	$\chi^2_{.025}$	$\chi^2_{.010}$	$\chi^2_{.005}$	df
	2.70554	3.84146	5.02389	6.63490	7.87944	
4.60517	5.99147	7.37776	9.21034	10.5966	2	
6.25139	7.81473	9.34840	11.3449	12.8381	3	
7.77944	9.48773	11.1433	13.2767	14.8602	4	
9.23635	11.0705	12.8325	15.0863	16.7496	5	
10.6446	12.5916	14.4494	16.8119	18.5476	6	
12.0170	14.0671	16.0128	18.4753	20.2777	7	
13.3616	15.5073	17.5346	20.0902	21.9550	8	
14.6837	16.9190	19.0228	21.6660	23.5893	9	
15.9871	18.3070	20.4831	23.2093	25.1882	10	
17.2750	19.6751	21.9200	24.7250	26.7569	11	
18.5494	21.0261	23.3367	26.2170	28.2995	12	
19.8119	22.3621	24.7356	27.6883	29.8194	13	
21.0642	23.6848	26.1190	29.1413	31.3193	14	
22.3072	24.9958	27.4884	30.5779	32.8013	15	
23.5418	26.2962	28.8485	31.9999	34.2672	16	
24.7690	27.8571	30.1910	33.4087	35.7185	17	
25.9894	28.8693	31.5264	34.8053	37.1564	18	
27.2036	30.1435	32.8523	36.1908	38.5822	19	
28.4120	31.4104	34.1696	37.5662	39.9968	20	
29.6151	32.6705	35.4789	38.9321	41.4010	21	
30.8133	33.9244	36.7807	40.2894	42.7956	22	
32.0069	35.1725	38.0757	41.6384	44.1813	23	
33.1963	36.4151	39.3641	42.9798	45.5585	24	
34.3816	37.6525	40.6465	44.3141	46.9278	25	
35.5631	38.8852	41.9232	45.6417	48.2899	26	
36.7412	40.1133	43.1944	46.9630	49.6449	27	
37.9159	41.3372	44.4607	48.2782	50.9933	28	
39.0875	42.5569	45.7222	49.5879	52.3356	29	
40.2560	43.7729	46.9792	50.8922	53.6720	30	
51.8050	55.7585	59.3417	63.6907	66.7659	40	
63.1671	67.5048	71.4202	76.1539	79.4900	50	
74.3970	79.0819	83.2976	88.3794	91.9517	60	
85.5271	90.5312	95.0231	100.425	104.215	70	
96.5782	101.879	106.629	112.329	116.321	80	
107.565	113.145	118.136	124.116	128.299	90	
118.498	124.342	129.561	135.807	140.169	100	

Percentage Points of the *F* Distribution



<i>df</i> ₂	a	<i>df</i> ₁								
		1	2	3	4	5	6	7	8	9
1	.100	39.86	49.50	53.59	55.83	57.24	58.20	58.91	59.44	59.86
	.050	161.4	199.5	215.7	224.6	230.2	234.0	236.8	238.9	240.5
	.025	647.8	799.5	864.2	899.6	921.8	937.1	948.2	956.7	963.3
	.010	4052	4999.5	5403	5625	5764	5859	5928	5982	6022
	.005	16211	20000	21615	22500	23056	23437	23715	23925	24091
2	.100	8.53	9.00	9.16	9.24	9.29	9.33	9.35	9.37	9.38
	.050	18.51	19.00	19.16	19.25	19.30	19.33	19.35	19.37	19.38
	.025	38.51	39.00	39.17	39.25	39.30	39.33	39.36	39.37	39.39
	.010	98.50	99.00	99.17	99.25	99.30	99.33	99.36	99.37	99.39
	.005	198.5	199.0	199.2	199.2	199.3	199.3	199.4	199.4	199.4
3	.100	5.54	5.46	5.39	5.34	5.31	5.28	5.27	5.25	5.24
	.050	10.13	9.55	9.28	9.12	9.01	8.94	8.89	8.85	8.81
	.025	17.44	16.04	15.44	15.10	14.88	14.73	14.62	14.54	14.47
	.010	34.12	30.82	29.46	28.71	28.24	27.91	27.64	27.49	27.35
	.005	55.55	49.80	47.47	46.19	45.39	44.84	44.43	44.13	43.88
4	.100	4.54	4.32	4.19	4.11	4.05	4.01	3.98	3.95	3.94
	.050	7.71	6.94	6.59	6.39	6.26	6.16	6.09	6.04	6.00
	.025	12.22	10.65	9.98	9.60	9.36	9.20	9.07	8.98	8.90
	.010	21.20	18.00	16.69	15.98	15.52	15.21	14.98	14.80	14.66
	.005	31.33	26.28	24.26	23.15	22.46	21.97	21.62	21.35	21.14
5	.100	4.06	3.78	3.62	3.52	3.45	3.40	3.37	3.34	3.32
	.050	6.61	5.79	5.41	5.19	5.05	4.95	4.88	4.82	4.77
	.025	10.01	8.43	7.76	7.39	7.15	6.98	6.85	6.76	6.68
	.010	16.26	13.27	12.06	11.39	10.97	10.67	10.46	10.29	10.16
	.005	22.78	18.31	16.53	15.56	14.94	14.51	14.20	13.96	13.77
6	.100	3.78	3.46	3.29	3.18	3.11	3.05	3.01	2.98	2.96
	.050	5.99	5.14	4.76	4.53	4.39	4.28	4.21	4.15	4.10
	.025	8.81	7.26	6.60	6.23	5.99	5.82	5.70	5.60	5.52
	.010	13.75	10.92	9.78	9.15	8.75	8.47	8.26	8.10	7.98
	.005	18.63	14.54	12.92	12.03	11.46	11.07	10.79	10.57	10.39
7	.100	3.59	3.26	3.07	2.96	2.88	2.83	2.78	2.75	2.72
	.050	5.59	4.74	4.35	4.12	3.97	3.87	3.79	3.73	3.68
	.025	8.07	6.54	5.89	5.52	5.29	5.12	4.99	4.90	4.82
	.010	12.25	9.55	8.45	7.85	7.46	7.19	6.99	6.84	6.72
	.005	16.24	12.40	10.88	10.05	9.52	9.16	8.89	8.68	8.51
8	.100	3.46	3.11	2.92	2.81	2.73	2.67	2.62	2.59	2.56
	.050	5.32	4.46	4.07	3.84	3.69	3.58	3.50	3.44	3.39
	.025	7.57	6.06	5.42	5.05	4.82	4.65	4.53	4.43	4.36
	.010	11.26	8.65	7.59	7.01	6.63	6.37	6.18	6.03	5.91
	.005	14.69	11.04	9.60	8.81	8.30	7.95	7.69	7.50	7.34
9	.100	3.36	3.01	2.81	2.69	2.61	2.55	2.51	2.47	2.44
	.050	5.12	4.26	3.86	3.63	3.48	3.37	3.29	3.23	3.18
	.025	7.21	5.71	5.08	4.72	4.48	4.32	4.20	4.10	4.03
	.010	10.56	8.02	6.99	6.42	6.06	5.80	5.61	5.47	5.35
	.005	13.61	10.11	8.72	7.96	7.47	7.13	6.88	6.69	6.54

df_1											α	df_2
10	12	15	20	24	30	40	60	120	∞			
60.19	60.71	61.22	61.74	62.00	62.26	62.53	62.79	63.06	63.33	.100	1	
241.9	243.9	245.9	248.0	249.1	250.1	251.2	252.2	253.3	254.3	.050		
968.6	976.7	984.9	993.1	997.2	1001	1006	1010	1014	1018	.025		
6056	6106	6157	6209	6235	6261	6287	6313	6339	6366	.010		
24224	24426	24630	24836	24940	25044	25148	25253	25359	25465	.005		
9.39	9.41	9.42	9.44	9.45	9.46	9.47	9.47	9.48	9.49	.100	2	
19.40	19.41	19.43	19.45	19.45	19.46	19.47	19.48	19.49	19.50	.050		
39.40	39.41	39.43	39.45	39.46	39.46	39.47	39.48	39.49	39.50	.025		
99.40	99.42	99.43	99.45	99.46	99.47	99.47	99.48	99.49	99.50	.010		
199.4	199.4	199.4	199.4	199.5	199.5	199.5	199.5	199.5	199.5	.005		
5.23	5.22	5.20	5.18	5.18	5.17	5.16	5.15	5.14	5.13	.100	3	
8.79	8.74	8.70	8.66	8.64	8.62	8.59	8.57	8.55	8.53	.050		
14.42	14.34	14.25	14.17	14.12	14.08	14.04	13.99	13.95	13.90	.025		
27.23	27.05	26.87	26.69	26.60	26.50	26.41	26.32	26.22	26.13	.010		
43.69	43.39	43.08	42.78	42.62	42.47	42.31	42.15	41.99	41.83	.005		
3.92	3.90	3.87	3.84	3.83	3.82	3.80	3.79	3.78	3.76	.100	4	
5.96	5.91	5.86	5.80	5.77	5.75	5.72	5.69	5.66	5.63	.050		
8.84	8.75	8.66	8.56	8.51	8.46	8.41	8.36	8.31	8.26	.025		
14.55	14.37	14.20	14.02	13.93	13.84	13.75	13.65	13.56	13.46	.010		
20.97	20.70	20.44	20.17	20.03	19.89	19.75	19.61	19.47	19.32	.005		
3.30	3.27	3.24	3.21	3.19	3.17	3.16	3.14	3.12	3.10	.100	5	
4.74	4.68	4.62	4.56	4.53	4.50	4.46	4.43	4.40	4.36	.050		
6.62	6.52	6.43	6.33	6.28	6.23	6.18	6.12	6.07	6.02	.025		
10.05	9.89	9.72	9.55	9.47	9.38	9.29	9.20	9.11	9.02	.010		
13.62	13.38	13.15	12.90	12.78	12.66	12.53	12.40	12.27	12.14	.005		
2.94	2.90	2.87	2.84	2.82	2.80	2.78	2.76	2.74	2.72	.100	6	
4.06	4.00	3.94	3.87	3.84	3.81	3.77	3.74	3.70	3.67	.050		
5.46	5.37	5.27	5.17	5.12	5.07	5.01	4.96	4.90	4.85	.025		
7.87	7.72	7.56	7.40	7.31	7.23	7.14	7.06	6.97	6.88	.010		
10.25	10.03	9.81	9.59	9.47	9.36	9.24	9.12	9.00	8.88	.005		
2.70	2.67	2.63	2.59	2.58	2.56	2.54	2.51	2.49	2.47	.100	7	
3.64	3.57	3.51	3.44	3.41	3.38	3.34	3.30	3.27	3.23	.050		
4.76	4.67	4.57	4.47	4.42	4.36	4.31	4.25	4.20	4.14	.025		
6.62	6.47	6.31	6.16	6.07	5.99	5.91	5.82	5.74	5.65	.010		
8.38	8.18	7.97	7.75	7.65	7.53	7.42	7.31	7.19	7.08	.005		
2.54	2.50	2.46	2.42	2.40	2.38	2.36	2.34	2.32	2.29	.100	8	
3.35	3.28	3.22	3.15	3.12	3.08	3.04	3.01	2.97	2.93	.050		
4.30	4.20	4.10	4.00	3.95	3.89	3.84	3.78	3.73	3.67	.025		
5.81	5.67	5.52	5.36	5.28	5.20	5.12	5.03	4.95	4.86	.010		
7.21	7.01	6.81	6.61	6.50	6.40	6.29	6.18	6.06	5.95	.005		
2.42	2.38	2.34	2.30	2.28	2.25	2.23	2.21	2.18	2.16	.100	9	
3.14	3.07	3.01	2.94	2.90	2.86	2.83	2.79	2.75	2.71	.050		
3.96	3.87	3.77	3.67	3.61	3.56	3.51	3.45	3.39	3.33	.025		
5.26	5.11	4.96	4.81	4.73	4.65	4.57	4.48	4.40	4.31	.010		
6.42	6.23	6.03	5.83	5.73	5.62	5.52	5.41	5.30	5.19	.005		

(continued)

df_2	df_1									
	a	1	2	3	4	5	6	7	8	9
10	.100	3.29	2.92	2.73	2.61	2.52	2.46	2.41	2.38	2.35
	.050	4.96	4.10	3.71	3.48	3.33	3.22	3.14	3.07	3.02
	.025	6.94	5.46	4.83	4.47	4.24	4.07	3.95	3.85	3.78
	.010	10.04	7.56	6.55	5.99	5.64	5.39	5.20	5.06	4.94
	.005	12.83	9.43	8.08	7.34	6.87	6.54	6.30	6.12	5.97
11	.100	3.23	2.86	2.66	2.54	2.45	2.39	2.34	2.30	2.27
	.050	4.84	3.98	3.59	3.36	3.20	3.09	3.01	2.95	2.90
	.025	6.72	5.26	4.63	4.28	4.04	3.88	3.76	3.66	3.59
	.010	9.65	7.21	6.22	5.67	5.32	5.07	4.89	4.74	4.63
	.005	12.23	8.91	7.60	6.88	6.42	6.10	5.86	5.68	5.54
12	.100	3.18	2.81	2.61	2.48	2.39	2.33	2.28	2.24	2.21
	.050	4.75	3.89	3.49	3.26	3.11	3.00	2.91	2.85	2.80
	.025	6.55	5.10	4.47	4.12	3.89	3.73	3.61	3.51	3.44
	.010	9.33	6.93	5.95	5.41	5.06	4.82	4.64	4.50	4.39
	.005	11.75	8.51	7.23	6.52	6.07	5.76	5.52	5.35	5.20
13	.100	3.14	2.76	2.56	2.43	2.35	2.28	2.23	2.20	2.16
	.050	4.67	3.81	3.41	3.18	3.03	2.92	2.83	2.77	2.71
	.025	6.41	4.97	4.35	4.00	3.77	3.60	3.48	3.39	3.31
	.010	9.07	6.70	5.74	5.21	4.86	4.62	4.44	4.30	4.19
	.005	11.37	8.19	6.93	6.23	5.79	5.48	5.25	5.08	4.94
14	.100	3.10	2.73	2.52	2.39	2.31	2.24	2.19	2.15	2.12
	.050	4.60	3.74	3.34	3.11	2.96	2.85	2.76	2.70	2.65
	.025	6.30	4.86	4.24	3.89	3.66	3.50	3.38	3.29	3.21
	.010	8.86	6.51	5.56	5.04	4.69	4.46	4.28	4.14	4.03
	.005	11.06	7.92	6.68	6.00	5.56	5.26	5.03	4.86	4.72
15	.100	3.07	2.70	2.49	2.36	2.27	2.21	2.16	2.12	2.09
	.050	4.54	3.68	3.29	3.06	2.90	2.79	2.71	2.64	2.59
	.025	6.20	4.77	4.15	3.80	3.58	3.41	3.29	3.20	3.12
	.010	8.68	6.36	5.42	4.89	4.56	4.32	4.14	4.00	3.89
	.005	10.80	7.70	6.48	5.80	5.37	5.07	4.85	4.67	4.54
16	.100	3.05	2.67	2.46	2.33	2.24	2.18	2.13	2.09	2.06
	.050	4.49	3.63	3.24	3.01	2.85	2.74	2.66	2.59	2.54
	.025	6.12	4.69	4.08	3.73	3.50	3.34	3.22	3.12	3.05
	.010	8.53	6.23	5.29	4.77	4.44	4.20	4.03	3.89	3.78
	.005	10.58	7.51	6.30	5.64	5.21	4.91	4.69	4.52	4.38
17	.100	3.03	2.64	2.44	2.31	2.22	2.15	2.10	2.06	2.03
	.050	4.45	3.59	3.20	2.96	2.81	2.70	2.61	2.55	2.49
	.025	6.04	4.62	4.01	3.66	3.44	3.28	3.16	3.06	2.98
	.010	8.40	6.11	5.18	4.67	4.34	4.10	3.93	3.79	3.68
	.005	10.38	7.35	6.16	5.50	5.07	4.78	4.56	4.39	4.25
18	.100	3.01	2.62	2.42	2.29	2.20	2.13	2.08	2.04	2.00
	.050	4.41	3.55	3.16	2.93	2.77	2.66	2.58	2.51	2.46
	.025	5.98	4.56	3.95	3.61	3.38	3.22	3.10	3.01	2.93
	.010	8.29	6.01	5.09	4.58	4.25	4.01	3.84	3.71	3.60
	.005	10.22	7.21	6.03	5.37	4.96	4.66	4.44	4.28	4.14
19	.100	2.99	2.61	2.40	2.27	2.18	2.11	2.06	2.02	1.98
	.050	4.38	3.52	3.13	2.90	2.74	2.63	2.54	2.48	2.42
	.025	5.92	4.51	3.90	3.56	3.33	3.17	3.05	2.96	2.88
	.010	8.18	5.93	5.01	4.50	4.17	3.94	3.77	3.63	3.52
	.005	10.07	7.09	5.92	5.27	4.85	4.56	4.34	4.18	4.04
20	.100	2.97	2.59	2.38	2.25	2.16	2.09	2.04	2.00	1.96
	.050	4.35	3.49	3.10	2.87	2.71	2.60	2.51	2.45	2.39
	.025	5.87	4.46	3.86	3.51	3.29	3.13	3.01	2.91	2.84
	.010	8.10	5.85	4.94	4.43	4.10	3.87	3.70	3.56	3.46
	.005	9.94	6.99	5.82	5.17	4.76	4.47	4.26	4.09	3.96

(continued)

											df_1									
	10	12	15	20	24	30	40	60	120	∞	α	df_2								
2.32	2.28	2.24	2.20	2.18	2.16	2.13	2.11	2.08	2.06	.100	10									
2.98	2.91	2.85	2.77	2.74	2.70	2.66	2.62	2.58	2.54	.050										
3.72	3.62	3.52	3.42	3.37	3.31	3.26	3.20	3.14	3.08	.025										
4.85	4.71	4.56	4.41	4.33	4.25	4.17	4.08	4.00	3.91	.010										
5.85	5.66	5.47	5.27	5.17	5.07	4.97	4.86	4.75	4.64	.005										
2.25	2.21	2.17	2.12	2.10	2.08	2.05	2.03	2.00	1.97	.100	11									
2.85	2.79	2.72	2.65	2.61	2.57	2.53	2.49	2.45	2.40	.050										
3.53	3.43	3.33	3.23	3.17	3.12	3.06	3.00	2.94	2.88	.025										
4.54	4.40	4.25	4.10	4.02	3.94	3.86	3.78	3.69	3.60	.010										
5.42	5.24	5.05	4.86	4.76	4.65	4.55	4.44	4.34	4.23	.005										
2.19	2.15	2.10	2.06	2.04	2.01	1.99	1.96	1.93	1.90	.100	12									
2.75	2.69	2.62	2.54	2.51	2.47	2.43	2.38	2.34	2.30	.050										
3.37	3.28	3.18	3.07	3.02	2.96	2.91	2.85	2.79	2.72	.025										
4.30	4.16	4.01	3.86	3.78	3.70	3.62	3.54	3.45	3.36	.010										
5.09	4.91	4.72	4.53	4.43	4.33	4.23	4.12	4.01	3.90	.005										
2.14	2.10	2.05	2.01	1.98	1.96	1.93	1.90	1.88	1.85	.100	13									
2.67	2.60	2.53	2.46	2.42	2.38	2.34	2.30	2.25	2.21	.050										
3.25	3.15	3.05	2.95	2.89	2.84	2.78	2.72	2.66	2.60	.025										
4.10	3.96	3.82	3.66	3.59	3.51	3.43	3.34	3.25	3.17	.010										
4.82	4.64	4.46	4.27	4.17	4.07	3.97	3.87	3.76	3.65	.005										
2.10	2.05	2.01	1.96	1.94	1.91	1.89	1.86	1.83	1.80	.100	14									
2.60	2.53	2.46	2.39	2.35	2.31	2.27	2.22	2.18	2.13	.050										
3.15	3.05	2.95	2.84	2.79	2.73	2.67	2.61	2.55	2.49	.025										
3.94	3.80	3.66	3.51	3.43	3.35	3.27	3.18	3.09	3.00	.010										
4.60	4.43	4.25	4.06	3.96	3.86	3.76	3.66	3.55	3.44	.005										
2.06	2.02	1.97	1.92	1.90	1.87	1.85	1.82	1.79	1.76	.100	15									
2.54	2.48	2.40	2.33	2.29	2.25	2.20	2.16	2.11	2.07	.050										
3.06	2.96	2.86	2.76	2.70	2.64	2.59	2.52	2.46	2.40	.025										
3.80	3.67	3.52	3.37	3.29	3.21	3.13	3.05	2.96	2.87	.010										
4.42	4.25	4.07	3.88	3.79	3.69	3.58	3.48	3.37	3.26	.005										
2.03	1.99	1.94	1.89	1.87	1.84	1.81	1.78	1.75	1.72	.100	16									
2.49	2.42	2.35	2.28	2.24	2.19	2.15	2.11	2.06	2.01	.050										
2.99	2.89	2.79	2.68	2.63	2.57	2.51	2.45	2.38	2.32	.025										
3.69	3.55	3.41	3.26	3.18	3.10	3.02	2.93	2.84	2.75	.010										
4.27	4.10	3.92	3.73	3.64	3.54	3.44	3.33	3.22	3.11	.005										
2.00	1.96	1.91	1.86	1.84	1.81	1.78	1.75	1.72	1.69	.100	17									
2.45	2.38	2.31	2.23	2.19	2.15	2.10	2.06	2.01	1.96	.050										
2.92	2.82	2.72	2.62	2.56	2.50	2.44	2.38	2.32	2.25	.025										
3.59	3.46	3.31	3.16	3.08	3.00	2.92	2.83	2.75	2.65	.010										
4.14	3.97	3.79	3.61	3.51	3.41	3.31	3.21	3.10	2.98	.005										
1.98	1.93	1.89	1.84	1.81	1.78	1.75	1.72	1.69	1.66	.100	18									
2.41	2.34	2.27	2.19	2.15	2.11	2.06	2.02	1.97	1.92	.050										
2.87	2.77	2.67	2.56	2.50	2.44	2.38	2.32	2.26	2.19	.025										
3.51	3.37	3.23	3.08	3.00	2.92	2.84	2.75	2.66	2.57	.010										
4.03	3.86	3.68	3.50	3.40	3.30	3.20	3.10	2.99	2.87	.005										
1.96	1.91	1.86	1.81	1.79	1.76	1.73	1.70	1.67	1.63	.100	19									
2.38	2.31	2.23	2.16	2.11	2.07	2.03	1.98	1.93	1.88	.050										
2.82	2.72	2.62	2.51	2.45	2.39	2.33	2.27	2.20	2.13	.025										
3.43	3.30	3.15	3.00	2.92	2.84	2.76	2.67	2.58	2.49	.010										
3.93	3.76	3.59	3.40	3.31	3.21	3.11	3.00	2.89	2.78	.005										
1.94	1.89	1.84	1.79	1.77	1.74	1.71	1.68	1.64	1.61	.100	20									
2.35	2.28	2.20	2.12	2.08	2.04	1.99	1.95	1.90	1.84	.050										
2.77	2.68	2.57	2.46	2.41	2.35	2.29	2.22	2.16	2.09	.025										
3.37	3.23	3.09	2.94	2.86	2.78	2.69	2.61	2.52	2.42	.010										
3.85	3.68	3.50	3.32	3.22	3.12	3.02	2.92	2.81	2.69	.005										